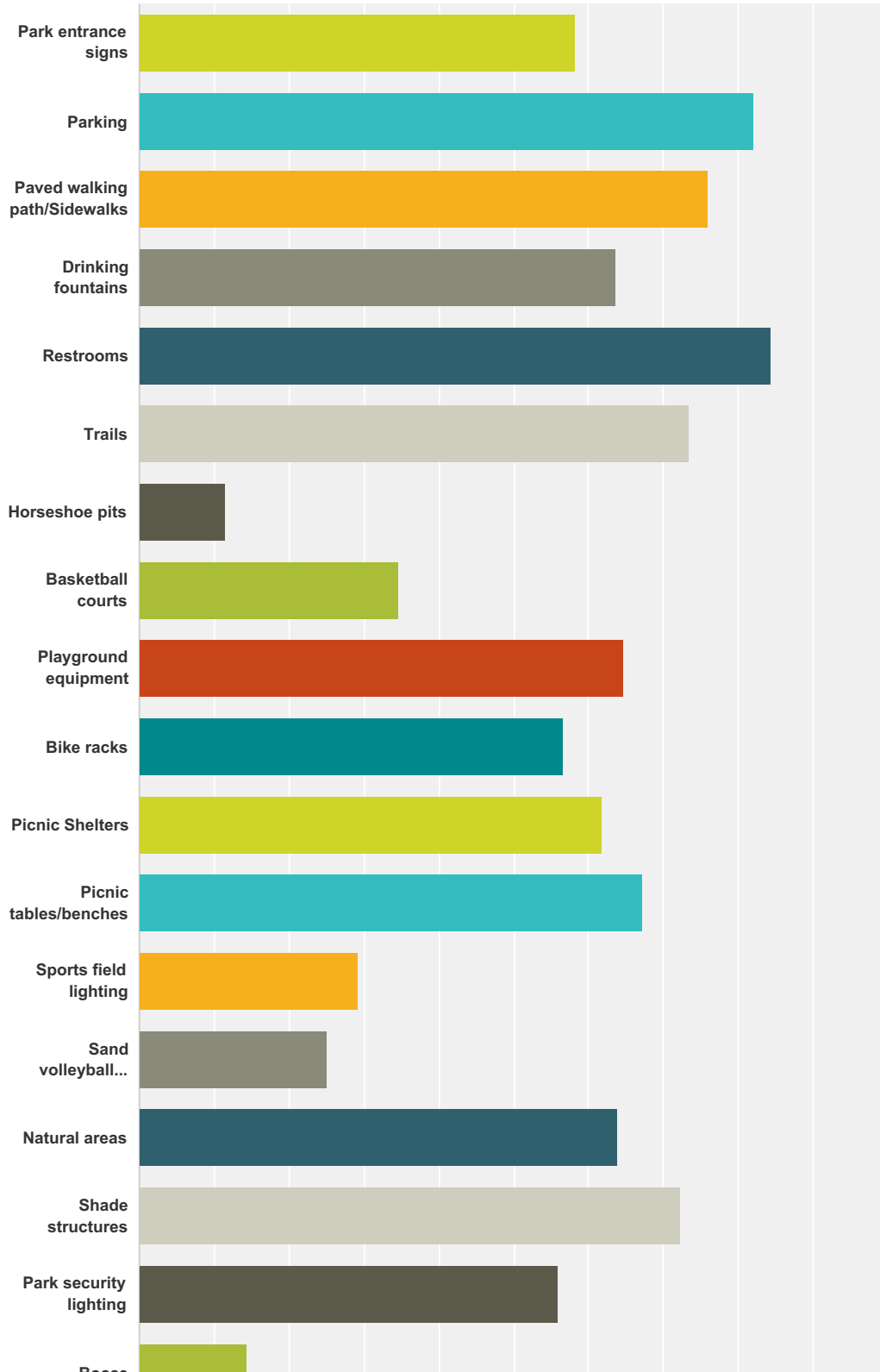
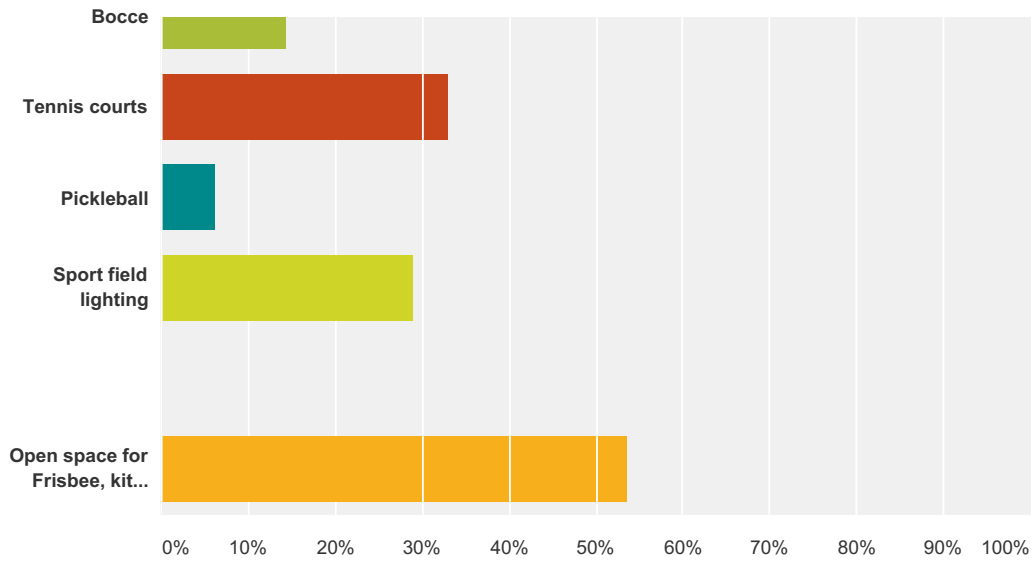


**Q1 Listed below are amenities that could be included at Horizon West Regional Park. Please check ALL the amenities you would most like to have at this park.**

Answered: 324 Skipped: 4



## Orange County Parks and Recreation Horizon West Regional Park Survey



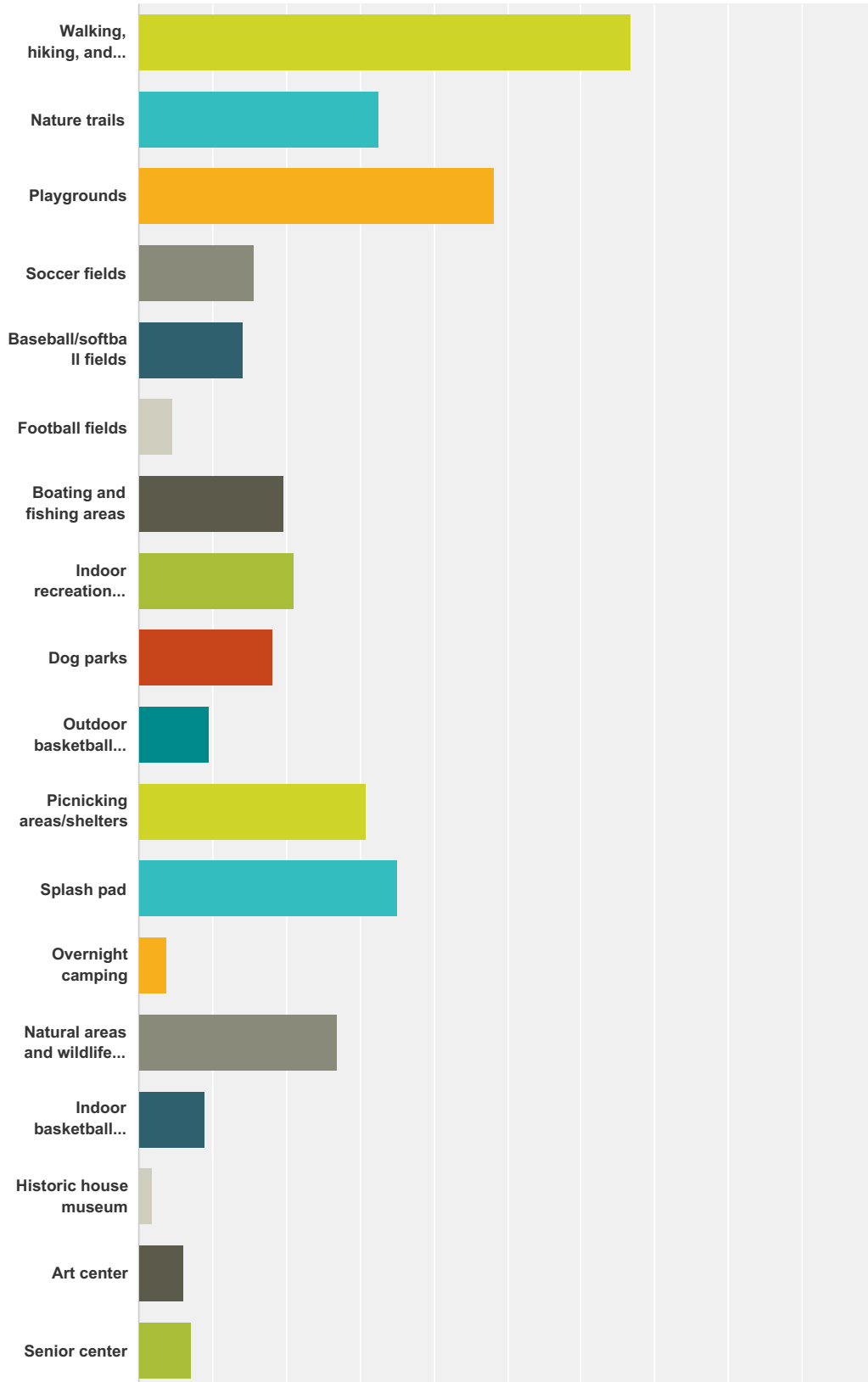
Answer Choices	Responses	
Park entrance signs	58.33%	189
Parking	82.10%	266
Paved walking path/Sidewalks	75.93%	246
Drinking fountains	63.58%	206
Restrooms	84.26%	273
Trails	73.46%	238
Horseshoe pits	11.42%	37
Basketball courts	34.57%	112
Playground equipment	64.81%	210
Bike racks	56.48%	183
Picnic Shelters	61.73%	200
Picnic tables/benches	67.28%	218
Sports field lighting	29.32%	95
Sand volleyball courts	25.00%	81
Natural areas	63.89%	207
Shade structures	72.22%	234
Park security lighting	55.86%	181
Bocce	14.51%	47
Tennis courts	33.02%	107
Pickleball	6.17%	20
Sport fields	38.27%	124

## Orange County Parks and Recreation Horizon West Regional Park Survey

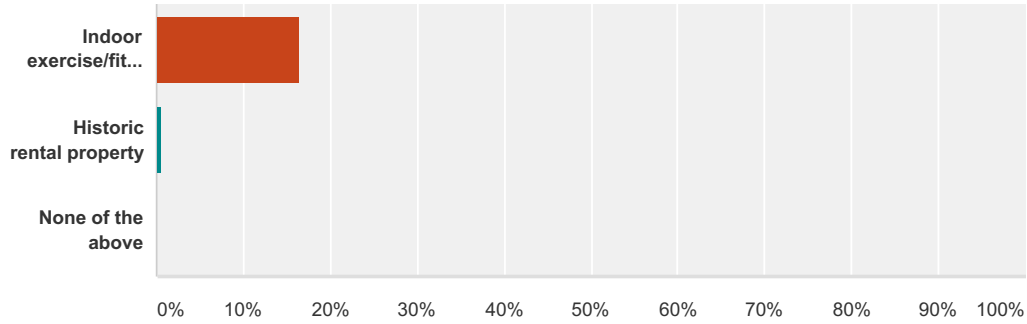
Open space for Frisbee, kite flying, and field sports practice	53.70%	174
<b>Total Respondents: 324</b>		

## Q2 Which FOUR of the following facilities are MOST IMPORTANT for Orange County to provide

Answered: 326 Skipped: 2



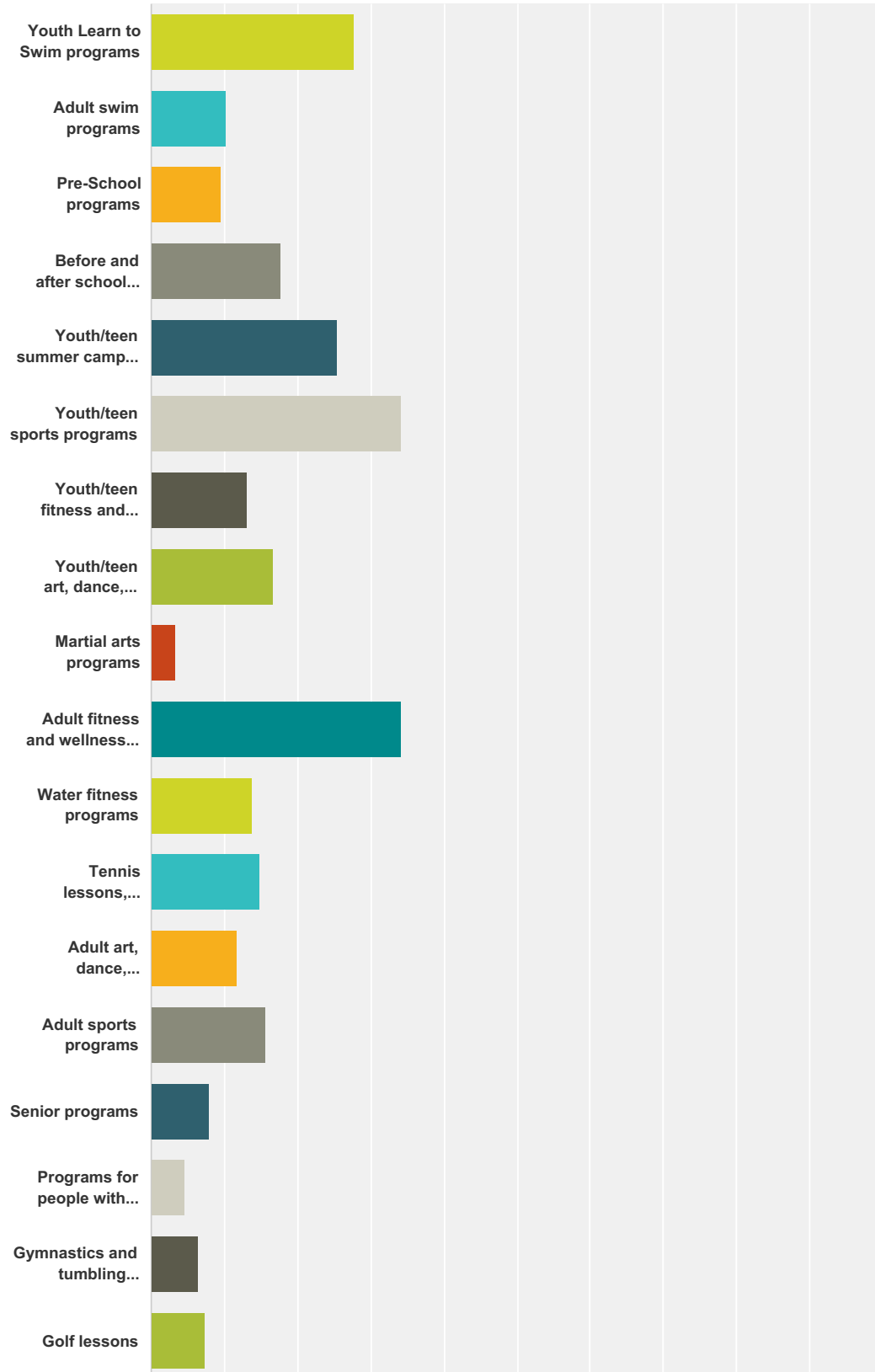
## Orange County Parks and Recreation Horizon West Regional Park Survey



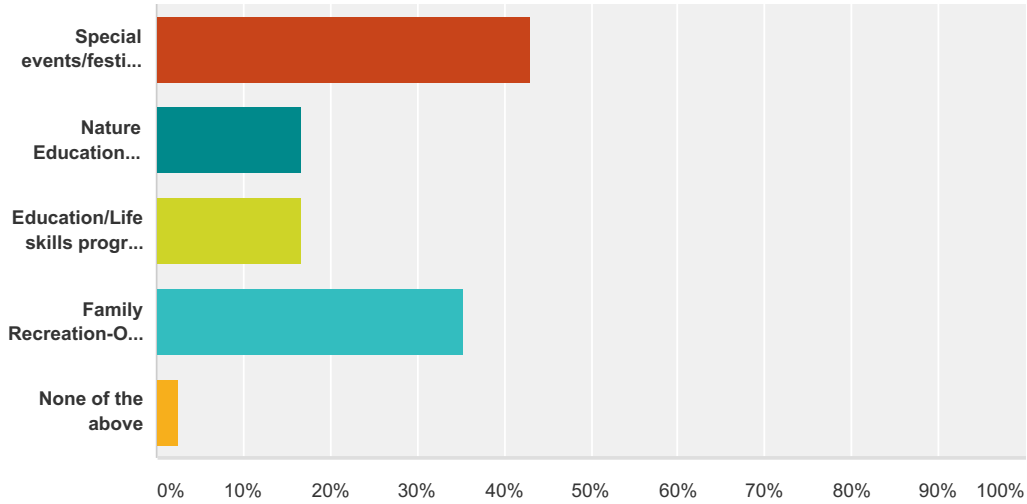
Answer Choices	Responses	
Walking, hiking, and biking trails	66.87%	218
Nature trails	32.52%	106
Playgrounds	48.16%	157
Soccer fields	15.64%	51
Baseball/softball fields	14.11%	46
Football fields	4.60%	15
Boating and fishing areas	19.63%	64
Indoor recreation centers	21.17%	69
Dog parks	18.10%	59
Outdoor basketball courts	9.51%	31
Picnicking areas/shelters	30.98%	101
Splash pad	34.97%	114
Overnight camping	3.68%	12
Natural areas and wildlife habitats	26.99%	88
Indoor basketball courts	8.90%	29
Historic house museum	1.84%	6
Art center	6.13%	20
Senior center	7.06%	23
Indoor exercise/fitness center	16.56%	54
Historic rental property	0.61%	2
None of the above	0.00%	0
<b>Total Respondents: 326</b>		

### Q3 Which FOUR of the programs from the list below are MOST IMPORTANT to your household?

Answered: 325 Skipped: 3



## Orange County Parks and Recreation Horizon West Regional Park Survey



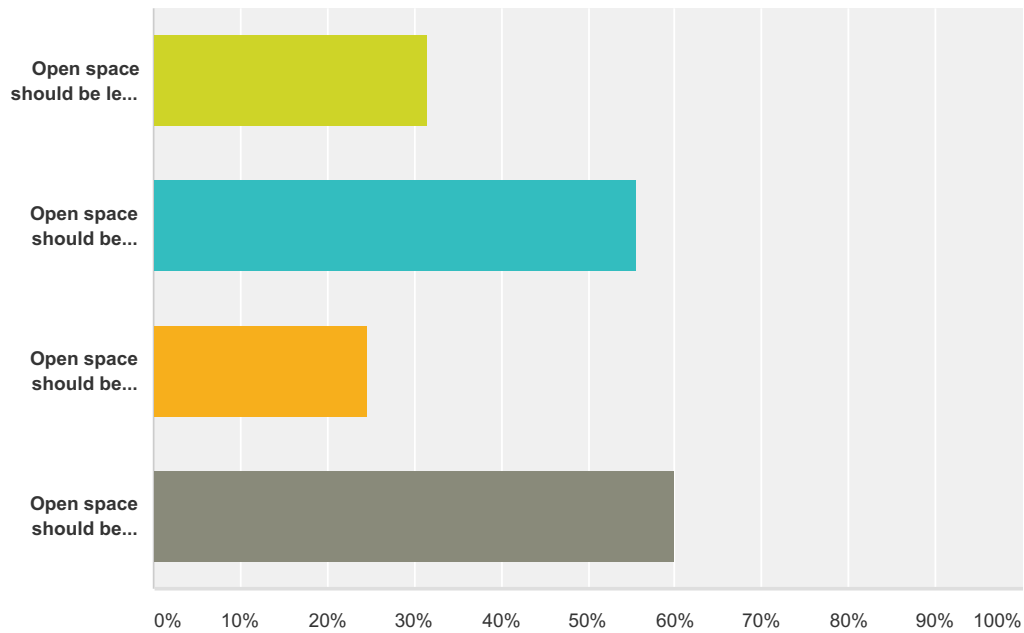
Answer Choices	Responses	Count
Youth Learn to Swim programs	27.69%	90
Adult swim programs	10.15%	33
Pre-School programs	9.54%	31
Before and after school programs	17.85%	58
Youth/teen summer camp programs	25.54%	83
Youth/teen sports programs	34.15%	111
Youth/teen fitness and wellness programs	13.23%	43
Youth/teen art, dance, performing arts	16.62%	54
Martial arts programs	3.38%	11
Adult fitness and wellness programs	34.15%	111
Water fitness programs	13.85%	45
Tennis lessons, clinics, and leagues	14.77%	48
Adult art, dance, performing arts	11.69%	38
Adult sports programs	15.69%	51
Senior programs	8.00%	26
Programs for people with disabilities	4.62%	15
Gymnastics and tumbling programs	6.46%	21
Golf lessons	7.38%	24
Special events/festivals	43.08%	140
Nature Education programs	16.62%	54
Education/Life skills programs such as cooking, budgeting, carpentry	16.62%	54
Family Recreation-Outdoor Adventure programs	35.38%	115
None of the above	2.46%	8

Total Respondents: 325



**Q4 Orange County has many options regarding developing open space for parks and recreation purposes. From the following list, please indicate the TWO open space options that you and members of your household would support the most.**

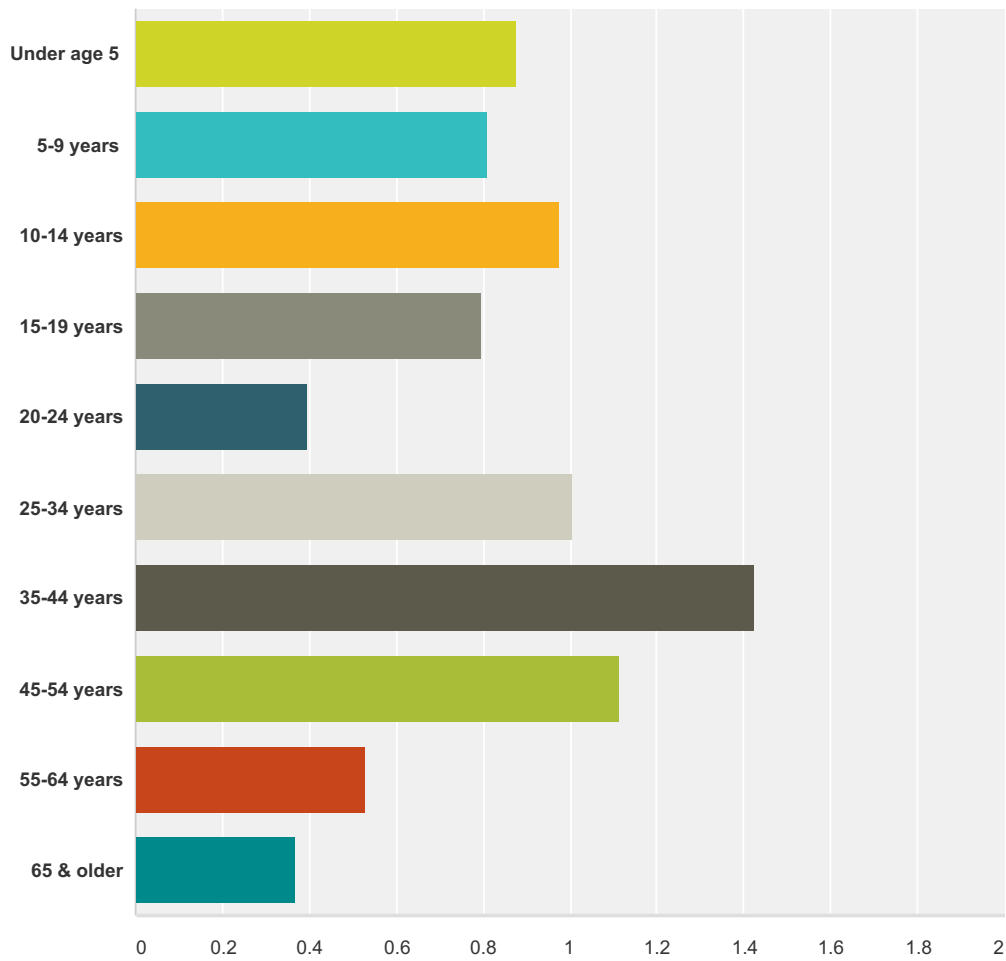
Answered: 321 Skipped: 7



Answer Choices	Responses
Open space should be left undeveloped for future generations	31.46% 101
Open space should be improved for passive use, i.e. trails, picnicking, shelters.	55.45% 178
Open space should be improved for active use, i.e. baseball, soccer, football, etc.	24.61% 79
Open space should be improved for both passive (trails, picnicking) and active (baseball, soccer, football fields usages).	59.81% 192
<b>Total Respondents: 321</b>	

### Q5 Counting yourself, how many people in your household are:

Answered: 324 Skipped: 4



Answer Choices	Average Number	Total Number	Responses
Under age 5	1	140	160
5-9 years	1	121	149
10-14 years	1	129	132
15-19 years	1	82	103
20-24 years	0	34	86
25-34 years	1	131	130
35-44 years	1	296	208
45-54 years	1	153	137
55-64 years	1	42	79
65 & older	0	25	68

# Orange County Parks and Recreation Horizon West Regional Park Survey

Total Respondents: 324